

Household Garbage Collection Procedures at Individual Homes

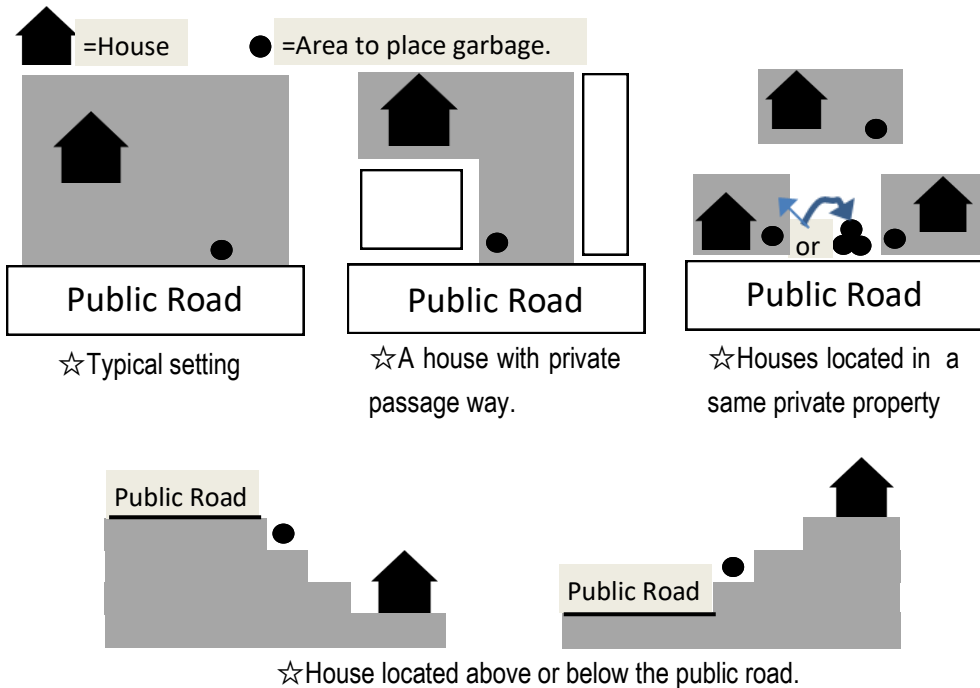
Nagae Area

◆How to dispose of your household garbage◆

◎All household garbage must be placed in a transparent or semi-transparent trash bag, properly sorted, and securely tied.

◎Household garbage must be placed at the area of your property as described in the below diagram no later than 8:30 a.m. on the scheduled collection day.

◎When placing household garbage, always cover it with net or plastic covering in order to prevent unnecessary scattering by wild birds and animals.



◆Type of household garbage designated for collection at individual homes and its pick-up schedule◆

Every Mondays & Thursdays

Food waste

Something edible, eggshell, small pieces of food

Shells, fish bones, tea bags, leftovers

kitchen scraps (must be drained completely)

◆Please help reduce waste! Home composting kit is available for purchase at Hayama Town Environmental Division.



Every Tuesdays

COMBUSTIBLE

(Only non-recyclable items)

Leather items; paper scraps (tissue paper, paper towels, disposable diapers and other paper goods not suitable for recycling)




Every Fridays

RECYCLABLE PLASTIC

Plastic wrappings and containers including Styrofoams.

◆Please be sure to rinse off grime thoroughly and must be drained free of liquids.




Every 2nd Wednesdays

OTHER PLASTIC AND RUBBER

Plastic, vinyl, polyethylene, and rubber items other than recyclable containers (i.e., rubber hose, rubber gloves, toys and CDs).

◆Please do not include "recyclable plastic containers."



Household Garbage Collection Procedures at Resources Collection Sites

Nagae Area

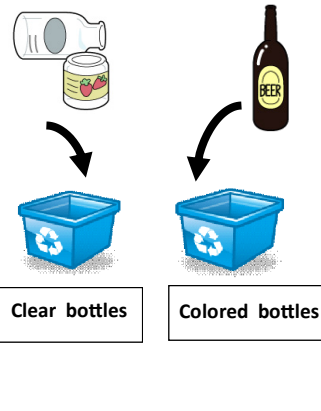
◆How to Properly Dispose Resources◆

◎Containers labeled with resource categories are placed at the sites. Place resources in the designated container as labeled.

◎Bring items no later than 8:30 a.m. on the scheduled collection day.

◎Please use a plastic bucket or net to prevent garbage scattering by Crows,

◎Place resources directly in the containers not in bags.



◆Items collected at RESOURCES COLLECTION SITES◆

■Every 2nd & 4th Fridays

1. GLASS BOTTLES

Remove caps and rinse lightly

◆Place properly in the container as labeled "clear", "brown", and "other colored"



2. USED COOKING OIL

Pour oil into a plastic bottle and place caps securely.



4. PET BOTTLES

Rinse and crush before disposing. Caps and labels must be disposed as "recyclable plastic containers".

◆Colored ones must be disposed as "recyclable plastic containers".

3. STYROFOAM TRAYS (WHITE)

◆Colored ones must be disposed as "recyclable plastic containers".



■Every 4th Wednesdays

1. GLASS AND CERAMIC ITEMS

Glass, ceramic wares, mirrors, etc.

◆Be sure to wrap with paper or cloth if pieces are broken and have sharp edges



2. HAZARDOUS WASTE

Spray cans, cassette cylinders, disposable lighters, light bulbs, fluorescent lamps and thermometers with mercury



4. SMALL APPLIANCES

Calculators, hair-dryers, clocks, watches etc.



◆Batteries can be collected at the town hall and library.



Put tape on the battery terminals



Refer to Garbage and Recycling Guide, pp19-20, "47 town's designated recyclable items."

■Every Tuesdays

1. ALUMINUM CANS

Rinse and crush before disposing.



2. STEEL CANS

Rinse and crush before disposing.



3. OTHER METALS

Objects containing metal such as aluminum foil, umbrella rib.

◆Disassemble and separate other non-metal materials as much as possible.



4. METAL COOKWARES

Kitchen knives, kettles, pans
◆Be sure to wrap with paper or clothes when disposing kitchen knives.



5. PAPER CARTONS

Rinse, cut open, dry, and tie..
◆Foil-lined cartons are classified as "combustible".



Please do not put #6~#10 items out on rainy days.



7. BOOKS AND MAGAZINES

Including notebooks and comics. Bundle with string in a criss-cross.



8. CORRUGATED CARDBOARD

Bundle with string.



6. NEWSPAPERS

Bundle with string in a criss-cross.



9. OTHER RECYCLABLE PAPER

Copier papers, envelopes, post cards etc...
◆Be sure to use paper bags to place them or bundle them using string.



10. CLOTHES

Fabric materials only (Leather materials are classified as combustibles).

◆Be sure to place them in transparent or semi-transparent bags.



■Every Wednesdays

1. YARD DEBRIS


















Must be properly prepared for collection. Branches must be trimmed to 10cm in diameter and 50cm long and bundled with string. Leaves, grass clippings, etc. must be placed in plastic bags (no box or hemp bag is allowed). Do not mix with other garbage.











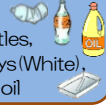











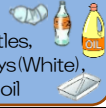
Environment Division,
Hayama Town Office





















046-876-1111















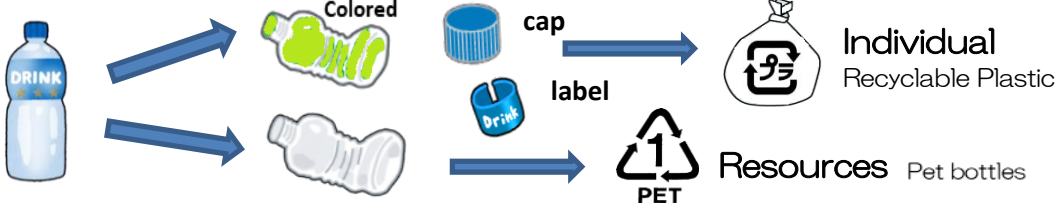


Sunday	Monday	Tuesday	Wednesday	Thursday	Friday	Saturday
			1 Resources Yard Debris 	2 Individual 	3 Individual Recyclable Plastic Containers 	4
5	6 Individual 	7 Individual Combustible  Resources Aluminum/ Steel cans, Paper items, Metal items, Clothes 	8 Individual Other Plastic  Resources Yard Debris 	9 Food waste something edible	10 Individual Recyclable Plastic Containers  Resources Glass/Pet bottles, Styrofoam trays(White), Used cooking oil 	11
12	13 Food waste something edible eggshell	14 Diaper Leather products	15 Resources Yard Debris 	16 eggshell small pieces of food	17 Individual Recyclable Plastic Containers 	18
19	20 small pieces of food shells fish bones	21 Food or smelly paper	22 Resources Yard Debris  Grass and ceramic items Hazardous waste Small applicans Dry-cell batteries 	23 shells fish bones tea bags Leftovers	24 Individual Recyclable Plastic Containers  Resources Glass/Pet bottles, Styrofoam trays(White), Used cooking oil 	25
26	27 tea bags Leftovers	28	29 Resources Yard Debris 	30		

Sunday	Monday	Tuesday	Wednesday	Thursday	Friday	Saturday
					1 Individual Recyclable Plastic Containers	2
3	4 Individual 生ごみ Food waste something edible eggshell small pieces of food shells fish bones tea bags Leftovers	5 Individual Combustible もえる Diaper Leather products Food or smelly paper Bamboo etc	6 Resources Yard Debris	7 Individual 生ごみ Food waste something edible eggshell small pieces of food shells fish bones tea bags Leftovers	8 Individual Recyclable Plastic Containers Resources Glass/Pet bottles, Styrofoam trays(White), Used cooking oil	9
10	11	12	13 Individual Other Plastic Resources Yard Debris	14	15 Individual Recyclable Plastic Containers	16
17	18	19	20 Resources Yard Debris	21	22 Individual Recyclable Plastic Containers Resources Glass/Pet bottles, Styrofoam trays(White), Used cooking oil	23
24 31	25	26	27 Resources Yard Debris Grass and ceramic items Hazardous waste Small applicans Dry-cell batteries	28	29 Individual Recyclable Plastic Containers	30

Sunday	Monday	Tuesday	Wednesday	Thursday	Friday	Saturday
	1 Individual  生ごみ	2 Individual Combustible  もえる Resources Aluminum/ Steel cans, Paper items, Metal items, Clothes	3 Resources Yard Debris 	4 Individual  生ごみ	5 Individual Recyclable Plastic Containers 	6
7	8 Food waste something edible	9 Diaper Leather products	10 Individual Other Plastic  プラスチック Resources Yard Debris 	11 Food waste something edible eggshell	12 Individual Recyclable Plastic Containers  Resources Glass/Pet bottles, Styrofoam trays(White), Used cooking oil 	13
14	15 eggshell small pieces of food	16 Food or smelly paper Bamboo etc   	17 Resources Yard Debris 	18 small pieces of food shells fish bones tea bags	19 Individual Recyclable Plastic Containers 	20
21	22 shells fish bones tea bags	23 Leftovers	24 Resources Yard Debris Grass and ceramic items Hazardous waste Small applicans Dry-cell batteries     	25 Leftovers	26 Individual Recyclable Plastic Containers  Resources Glass/Pet bottles, Styrofoam trays(White), Used cooking oil 	27
28	29	30				

Sunday	Monday	Tuesday	Wednesday	Thursday	Friday	Saturday
			1 Resources Yard Debris 	2 Individual  生ごみ	3 Individual Recyclable Plastic Containers 	4
5	6 Individual  生ごみ	7 Individual Combustible  もえる Resources Aluminum/ Steel cans, Paper items, Metal items, Cloth 	8 Individual Other Plastic  Resources Yard Debris 	9 Food waste something edible	10 Individual Recyclable Plastic Containers  Resources Glass/Pet bottles, Styrofoam trays(White), Used cooking oil 	11
12	13 Food waste something edible eggshell	14 Diaper Leather products 	15 Resources Yard Debris 	16 eggshell small pieces of food	17 Individual Recyclable Plastic Containers 	18
19	20 small pieces of food shells fish bones tea bags	21 Food or smelly paper 	22 Resources Yard Debris  Grass and ceramic items Hazardous waste Small applicans Dry-cell batteries 	23 shells fish bones tea bags	24 Individual Recyclable Plastic Containers  Resources Glass/Pet bottles, Styrofoam trays(White), Used cooking oil 	25
26	27 fish bones tea bags Leftovers	28	29 Resources Yard Debris 	30 Leftovers	31 Individual Recyclable Plastic Containers 	

Sunday	Monday	Tuesday	Wednesday	Thursday	Friday	Saturday
						1
2	3 Individual  生ごみ	4 Individual Combustible  もえる Resources Aluminum/ Steel cans, Paper items, Metal items, Clothes	5 Resources Yard Debris 	6 Individual  生ごみ	7 Individual Recyclable Plastic Containers  Resources Glass/Pet bottles, Styrofoam trays(White), Used cooking oil 	8
9	10 Food waste something edible eggshell	11 Diaper Leather products	12 Individual Other Plastic  Resources Yard Debris 	13 Food waste something edible eggshell	14 Individual Recyclable Plastic Containers 	15
16	17 small pieces of food shells	18 Food or smelly paper Bamboo etc	19 Resources Yard Debris 	20 small pieces of food shells fish bones tea bags	21 Individual Recyclable Plastic Containers  Resources Glass/Pet bottles, Styrofoam trays(White), Used cooking oil 	22
23	24 fish bones tea bags Leftovers	25	26 Resources Yard Debris Grass and ceramic items Hazardous waste Small applicans Dry-cell batteries 	27 Leftovers	28 Individual Recyclable Plastic Containers 	29
30	31	<p>PET BOTTLES</p> <p>Rinse and crush before disposing. Caps and labels must be disposed as “recyclable plastic containers”.</p> <p>◆ Colored ones must be disposed as “recyclable plastic containers” .</p>  <p>The diagram shows a blue PET bottle being crushed. Two paths are shown: one for colored bottles (green) and one for clear bottles. Both paths lead to a bag of 'Individual Recyclable Plastic' containing caps and labels. A separate path shows caps and labels being placed into a 'Resources' bin labeled 'PET'.</p>				

Sunday	Monday	Tuesday	Wednesday	Thursday	Friday	Saturday
		1 Individual Combustible Resources Aluminum/ Steel cans, Paper items, Metal items, Clothes	2 Resources Yard Debris	3 Individual 生ごみ	4 Individual Recyclable Plastic Containers	5
6	7 Individual 生ごみ	8 Diaper もえる	9 Individual Other Plastic Resources Yard Debris	10 Food waste something edible eggshell	11 Individual Recyclable Plastic Containers Resources Glass/Pet bottles, Styrofoam trays(White), Used cooking oil	12
13	14 Food something edible eggshell	15 Leather products Food or smelly paper	16 Resources Yard Debris	17 small pieces of food shells	18 Individual Recyclable Plastic Containers	19
20	21 small pieces of food shells	22 Bamboo etc	23 Resources Yard Debris Grass and ceramic items Hazardous waste Small applicans Dry-cell batteries	24 fish bones tea bags Leftovers	25 Individual Recyclable Plastic Containers Resources Glass/Pet bottles, Styrofoam trays(White), Used cooking oil	26
27	28 fish bones	29	30 Resources Yard Debris	HAZARDOUS WASTE Spray cans, cassette cylinders, disposable lighters, light bulbs, fluorescent lamps and thermometers with mercury		

Sunday	Monday	Tuesday	Wednesday	Thursday	Friday	Saturday
				1	2	3
4	5	6	7	8	9	10
11	12	13	14	15	16	17
18	19	20	21	22	23	24
25	26	27	28	29	30	31

Individual
生ごみ

Individual
Recyclable Plastic Containers

Individual
Recyclable Plastic Containers

Resources
Yard Debris

Individual
Other Plastic

Resources
Yard Debris

Resources
Yard Debris

Resources
Yard Debris

Resources
Yard Debris
Grass and ceramic items
Hazardous waste
Small applicans
Dry-cell batteries

Individual
Recyclable Plastic Containers
















Resources
Glass/Pet bottles,
Styrofoam trays(White),
Used cooking oil

Resources
Glass/Pet bottles,
Styrofoam trays(White),
Used cooking oil













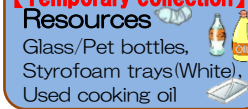


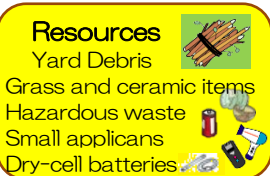

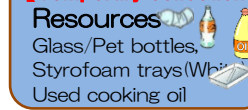
Individual
Recyclable Plastic Containers
















Resources
Glass/Pet bottles,
Styrofoam trays(White),
Used cooking oil

Individual
Recyclable Plastic Containers

Sunday	Monday	Tuesday	Wednesday	Thursday	Friday	Saturday
1	2 Individual  生ごみ	3 Individual Combustible  もえる Resources Aluminum/ Steel cans, Paper items, Metal items, Clothes 	4 Resources Yard Debris 	5 Individual  生ごみ	6 Individual Recyclable Plastic Containers 	7
8	9 Food waste something edible	10 Diaper	11 Individual Other Plastic and Rubber	12 Food waste something edible	13 Individual Recyclable Plastic Containers 	14
15	16 eggshell small pieces of food shells	17 Leather products Food or smelly paper 	18 Resources Yard Debris 	19 eggshell small pieces of food shells	20 Individual Recyclable Plastic Containers 	21
22	23 fish bones tea bags Leftovers	24 Bamboo etc 	25 Resources Yard Debris Grass and ceramic items Hazardous waste Small applicans Dry-cell batteries 	26 fish bones tea bags Leftovers	27 Individual Recyclable Plastic Containers 	28
29	30	SMALL APPLIANCES Calculators, hair-dryers, clocks, watches etc. 		OTHER RECYCLABLE PAPER Copier papers, envelopes, post cards etc. ◆Be sure place them in a paper bag or bundle them using paper string. 		

Sunday	Monday	Tuesday	Wednesday	Thursday	Friday	Saturday
		1 Individual Combustible Resources Aluminum/ Steel cans, Paper items, Metal items, Clothes	2 Resources Yard Debris	3 Individual 生ごみ	4 Individual Recyclable Plastic Containers	5
6	7 Individual 生ごみ	8 Diaper もえる Resources Glass/Pet bottles, Styrofoam trays(White), Used cooking oil	9 Individual Other Plastic Resources Yard Debris	10 Food waste something edible eggshell	11 Individual Recyclable Plastic Containers Resources Glass/Pet bottles, Styrofoam trays(White), Used cooking oil	12
13	14 Food waste something edible eggshell	15 Leather products Food or smelly paper	16 Resources Yard Debris	17 small pieces of food shells	18 Individual Recyclable Plastic Containers	19
20	21 small pieces of food shells	22 Bamboo etc	23 Resources Yard Debris Grass and ceramic items Hazardous waste Small applicans Dry-cell batteries	24 fish bones tea bags Leftovers	25 Individual Recyclable Plastic Containers Resources Glass/Pet bottles, Styrofoam trays(White), Used cooking oil	26
27	28 fish bones tea bags Leftovers	29 no collection service (Town Hall closing day)	30 no collection service (Town Hall closing day)	31 no collection service (Town Hall closing day)		

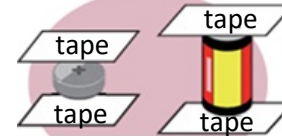
Sunday	Monday	Tuesday	Wednesday	Thursday	Friday	Saturday
	 <p>There is temporary collection only this month. Please be careful.</p>				1 no collection service (Town Hall closing day)	2 no collection service (Town Hall closing day)
3	4 Individual  生ごみ	5 Individual Combustible  もえる Resources Aluminum/ Steel cans, Paper items, Metal items, Clothes   	6 Resources Yard Debris 	7 Individual  生ごみ	8 Individual Recyclable Plastic Containers 	9
10	11 Food waste something edible eggshell	12 Diaper Food or smelly paper	13 Individual Other Plastic  Resources Yard Debris 	14 Food waste something edible eggshell	15 Individual Recyclable Plastic Containers  [Temporary collection] Resources Glass/Pet bottles, Styrofoam trays(White), Used cooking oil 	16
17	18 small pieces of food shells fish bones tea bags Leftovers	19 Leather products Food or smelly paper	20 Resources Yard Debris 	21 small pieces of food shells fish bones tea bags Leftovers	22 Individual Recyclable Plastic Containers 	23
24 31	25	26 Bamboo etc	27 Resources Yard Debris Grass and ceramic items Hazardous waste Small applicans Dry-cell batteries 	28	29 Individual Recyclable Plastic Containers  [Temporary collection] Resources Glass/Pet bottles, Styrofoam trays(White), Used cooking oil 	30

Sunday	Monday	Tuesday	Wednesday	Thursday	Friday	Saturday
	1 Individual  生ごみ	2 Individual Combustible  もえる Resources Aluminum/ Steel cans, Paper items, Metal items, Clothes 	3 Resources Yard Debris 	4 Individual  生ごみ	5 Individual Recyclable Plastic Containers 	6
7	8 Food waste something edible eggshell	9 Diaper	10 Individual Other Plastic  Resources Yard Debris 	11 Food waste something edible eggshell	12 Individual Recyclable Plastic Containers  Resources Glass/Pet bottles, Styrofoam trays(White), Used cooking oil 	13
14	15 small pieces of food shells	16 Leather products Food or smelly paper	17 Resources Yard Debris 	18 small pieces of food shells	19 Individual Recyclable Plastic Containers 	20
21	22 fish bones tea bags Leftovers	23 Bamboo etc	24 Resources Yard Debris Grass and ceramic items Hazardous waste Small applicans Dry-cell batteries 	25 fish bones tea bags Leftovers	26 Individual Recyclable Plastic Containers  Resources Glass/Pet bottles, Styrofoam trays(White), Used cooking oil 	27
28						

dry battery

Lithium-ion batteries, Nicad batteries, NiMH batteries, and mobile batteries can now be collected at city halls and libraries!

We can also collect electric bicycle batteries!











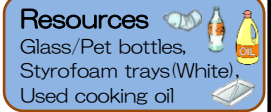






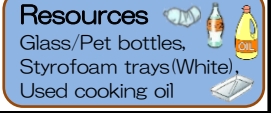

insulate with tape!



Hayama town will begin separating and collecting food waste in Mar 2025



How to separate and put out garbage and recyclables

Sunday	Monday	Tuesday	Wednesday	Thursday	Friday	Saturday
	1 Individual  生ごみ	2 Individual Combustible  もえる Resources Aluminum/ Steel cans, Paper items, Metal items, Clothes	3 Resources Yard Debris 	4 Individual  生ごみ	5 Individual Recyclable Plastic Containers 	6
7	8 Food waste something edible	9 Diaper	10 Individual Other Plastic  Resources Yard Debris 	11 Food waste something edible eggshell	12 Individual Recyclable Plastic Containers  Resources Glass/Pet bottles, Styrofoam trays(White), Used cooking oil 	13
14	15 eggshell small pieces of food	16 Leather products Food or smelly paper 	17 Resources Yard Debris 	18 small pieces of food shells	19 Individual Recyclable Plastic Containers 	20
21	22 shells fish bones tea bags	23 Bamboo etc 	24 Resources Yard Debris Grass and ceramic items Hazardous waste Small applicans Dry-cell batteries 	25 fish bones tea bags Leftovers	26 Individual Recyclable Plastic Containers  Resources Glass/Pet bottles, Styrofoam trays(White), Used cooking oil 	27
28	29 Leftovers	30	31 Resources Yard Debris 	Thank you for your cooperation		