

# Household Garbage Collection Procedures at Individual Homes

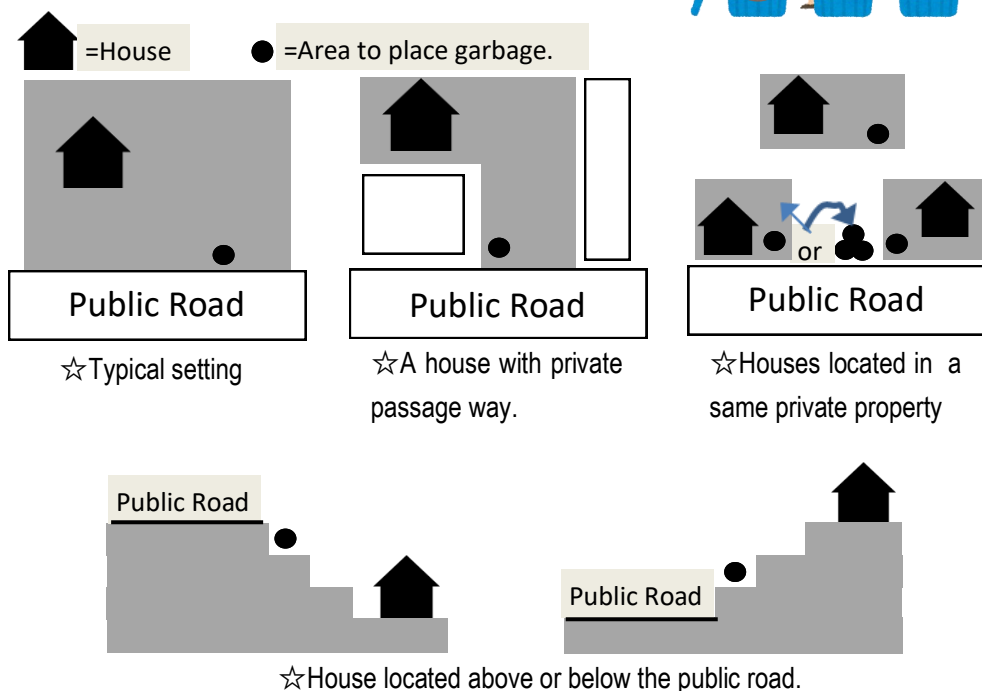
Isshiki (Tsutsujigaoka) Area

## ◆How to dispose of your household garbage◆

◎All household garbage must be placed in a transparent or semi-transparent trash bag, properly sorted, and securely tied.

◎Household garbage must be placed at the area of your property as described in the below diagram no later than 8:30 a.m. on the scheduled collection day.

◎When placing household garbage, always cover it with net or plastic covering in order to prevent unnecessary scattering by wild birds and animals.



## ◆Type of household garbage designated for collection at individual homes and its pick-up schedule◆



### Every Mondays & Thursdays

#### Food waste

Something edible, eggshell, small pieces of food

Shells, fish bones, tea bags, leftovers

kitchen scraps (must be drained completely)

◆Please help reduce waste! Home composting kit is available for purchase at Hayama Town Environmental Division.



### Every Fridays

#### COMBUSTIBLE

(Only non-recyclable items)

Leather items; paper scraps (tissue paper, paper towels, disposable diapers and other paper goods not suitable for recycling)




### Every Tuesdays

#### RECYCLABLE PLASTIC

Plastic wrappings and containers including and Styrofoams.

◆Please be sure to rinse off grime thoroughly and must be drained free of liquids.




### Every 4th Wednesdays

#### OTHER PLASTIC AND RUBBER

Plastic, vinyl, polyethylene, and rubber items other than recyclable containers (i.e., rubber hose, rubber gloves, toys and CDs).

◆Please do not include "recyclable plastic containers."



# Household Garbage Collection Procedures at Resources Collection Sites

Isshiki (Tsutsujigaoka) Area

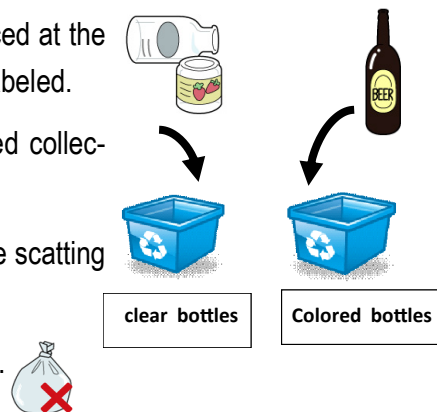
## ◆How to Properly Dispose Resources◆

◎Containers labeled with resource categories are placed at the sites. Place resources in the designated container as labeled.

◎Bring items no later than 8:30 a.m. on the scheduled collection day.

◎Please use a plastic bucket or net to prevent garbage scatted by Crows,

◎Place resources directly in the containers not in bags.



## ◆Items collected at RESOURCES COLLECTION SITES◆

### ■Every 2nd & 4th Mondays

#### 1. GLASS BOTTLES

Remove caps and rinse lightly

◆Place properly in the container as labeled "clear", "brown", and "other colored"

#### 2. USED COOKING OIL

Pour oil into a plastic bottle and place caps securely.

#### 4. PET BOTTLES

Rinse and crush before disposing. Caps and labels must be disposed as "recyclable plastic containers".

◆Colored ones must be disposed as "recyclable plastic containers".

#### 3. STYROFOAM TRAYS (WHITE)

◆Colored ones must be disposed as "recyclable plastic containers".



### ■Every 3rd Wednesdays

#### 1. GLASS AND CERAMIC ITEMS

Glass, ceramic wares, mirrors, etc.

◆Be sure to wrap with paper or cloth if pieces are broken and have sharp edges

#### 3. DRY-CELL BATTERIES

◆Batteries can be collected at the town hall and library.

Put tape on the battery terminals



#### 2. HAZARDOUS WASTE

Spray cans, cassette cylinders, disposable lighters, light bulbs, fluorescent lamps and thermometers with mercury

#### 4. SMALL APPLIANCES


Calculators, hair-dryers, clocks, watches etc.

Refer to Garbage and Recycling Guide, pp19-20, "47 town's designated recyclable items."

## ■Every Saturdays

#### 1. ALUMINUM CANS

Rinse and crush before disposing.



#### 2. STEEL CANS

Rinse and crush before disposing.



#### 3. OTHER METALS

Objects containing metal such as aluminum foil, umbrella rib.

◆Disassemble and separate other non-metal materials as much as possible.



#### 4. METAL COOKWARES



Kitchen knives, kettles, pans  
◆Be sure to wrap with paper or clothes when disposing kitchen knives.

#### 5. PAPER CARTONS

Rinse, cut open, dry, and tie..

◆Foil-lined cartons are classified as "combustible".



#### 7. BOOKS AND MAGAZINES

Including notebooks and comics. Bundle with string in a criss-cross.



#### 8. CORRUGATED CARDBOARD

Bundle with string.



#### 6. NEWSPAPERS

Bundle with string in a criss-cross.



#### 9. OTHER RECYCLABLE PAPER

Copier papers, envelopes, post cards etc...

◆Be sure to use paper bags to place them or bundle them using string.



#### 10. CLOTHES

Fabric materials only (Leather materials are classified as combustibles).

◆Be sure to place them in transparent or semi-transparent bags.



## ■Every Wednesdays








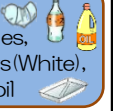




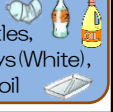




#### 1. YARD DEBRIS


















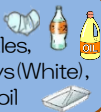


Must be properly prepared for collection. Branches must be trimmed to 10cm in diameter and 50cm long and bundled with string. Leaves, grass clippings, etc. must be placed in plastic bags (no box or hemp bag is allowed). Do not mix with other garbage.













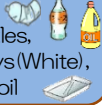
























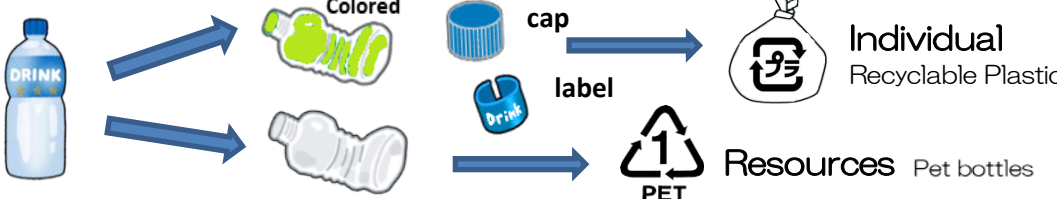
Environment Division,  
Hayama Town Office  
046-876-1111


































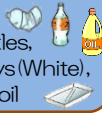


Sunday	Monday	Tuesday	Wednesday	Thursday	Friday	Saturday
						1
2	3 Food waste 	4 Individual  Recyclable Plastic Containers	5 Resources Yard Debris 	6 Individual  Food waste something edible eggshell small pieces of food shells fish bones tea bags Leftovers	7 Individual Combustible  Diaper Leather products Food or smelly paper Bamboo etc	8 Resources Aluminum/ Steel cans, Paper items, Metal items, Clothes 
9	10 Food waste  Resources Glass/Pet bottles, Styrofoam trays(White), Used cooking oil 	11	12 Resources Yard Debris 	13	14	15
16	17 Food waste 	18	19 Resources Yard Debris Grass and ceramic items Hazardous waste Small applicans Dry-cell batteries 	20	21	22
23	24 Food waste  Resources Glass/Pet bottles, Styrofoam trays(White), Used cooking oil 	25	26 Individual Other Plastic  Resources Yard Debris 	27	28	29
30	31 Food waste 	 <p>Hayama town will begin separating and collecting food waste in Mar 2025! We will not burn the collected food waste , but rather let microorganisms decompose them to make compost , which will distributed free of charge to Hayama town residents at the Clean Center and Nango Kaminoyama Park.</p>				




















Sunday	Monday	Tuesday	Wednesday	Thursday	Friday	Saturday
		1 Individual 	2 Resources Yard Debris 	3 Individual  生ごみ	4 Individual Combustible  もえる	5   Resources Aluminum/ Steel cans, Paper items, Metal items, Clothes
6	7 Food waste  生ごみ	8 Recyclable Plastic Containers	9 Resources Yard Debris 	10 Food waste something edible  eggshell  small pieces of food  shells  fish bones  tea bags  Leftovers	11  Diaper  Leather products  Food or smelly paper  Bamboo etc	12   Resources Aluminum/ Steel cans, Paper items, Metal items, Clothes  
13	14 Food waste  生ごみ Resources Glass/Pet bottles, Styrofoam trays(White), Used cooking oil 	15	16 Resources Yard Debris  Grass and ceramic items Hazardous waste Small applicans Dry-cell batteries 	17	18  Leather products  Food or smelly paper  Bamboo etc	19   Resources Aluminum/ Steel cans, Paper items, Metal items, Clothes  
20	21 Food waste  生ごみ	22	23 Individual Other Plastic  プラスチ Resources Yard Debris 	24	25  Diaper  Leather products  Food or smelly paper  Bamboo etc	26   Resources Aluminum/ Steel cans, Paper items, Metal items, Clothes  
27	28 Food waste  生ごみ Resources Glass/Pet bottles, Styrofoam trays(White), Used cooking oil 	29	30 Resources Yard Debris 	<b>HAZARDOUS WASTE</b> Spray cans, cassette cylinders, disposable lighters, light bulbs, fluorescent lamps and thermometers with mercury 		
















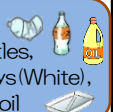

Sunday	Monday	Tuesday	Wednesday	Thursday	Friday	Saturday
				1	2	3
4	5 Food waste 	6 Individual  Recyclable Plastic Containers	7 Resources Yard Debris 	8 Individual  Food waste something edible eggshell small pieces of food shells fish bones tea bags Leftovers	9 Individual Combustible  Diaper Leather products Food or smelly paper Bamboo etc	10 Resources Aluminum/ Steel cans, Paper items, Metal items, Clothes 
11	12 Food waste  Resources Glass/Pet bottles, Styrofoam trays (White), Used cooking oil 	13	14 Resources Yard Debris 	15	16	17
18	19 Food waste 	20	21 Resources Yard Debris Grass and ceramic items Hazardous waste Small appliances Dry-cell batteries 	22	23	24
25	26 Food waste  Resources Glass/Pet bottles, Styrofoam trays (White), Used cooking oil 	27	28 Individual Other Plastic  Resources Yard Debris 	29	30	31


















Sunday	Monday	Tuesday	Wednesday	Thursday	Friday	Saturday
1	2 Food waste 	3 Individual 	4 Resources Yard Debris 	5 Individual 	6 Individual Combustible 	7 
8	9 Food waste  Resources Glass/Pet bottles, Styrofoam trays(White), Used cooking oil 	10 Recyclable Plastic Containers	11 Resources Yard Debris 	12 Food waste something edible  eggshell	13   Diaper	14 Resources Aluminum/ Steel cans, Paper items, Metal items, Clothes 
15	16 Food waste 	17	18 Resources Yard Debris  Grass and ceramic items Hazardous waste Small applicans Dry-cell batteries 	19 small pieces of food  shells  fish bones  tea bags  Leftovers	20 Leather products  Food or smelly paper  Bamboo etc	21 
22	23 Food waste  Resources Glass/Pet bottles, Styrofoam trays(White), Used cooking oil 	24	25 Individual Other Plastic  Resources Yard Debris 	26	27	28
29	30 Food waste 	<b>PET BOTTLES</b> Rinse and crush before disposing. Caps and labels must be disposed as “recyclable plastic containers”. ◆ Colored ones must be disposed as “recyclable plastic containers” . 				


















Sunday	Monday	Tuesday	Wednesday	Thursday	Friday	Saturday
		1 Individual 	2 Resources Yard Debris 	3 Individual  生ごみ	4 Individual Combustible  もえる	5 Resources Aluminum/ Steel cans, Paper items, Metal items, Clothes 
6	7 Food waste  生ごみ	8 Recyclable Plastic Containers	9 Resources Yard Debris 	10 Food waste something edible	11 Diaper	12
13	14 Food waste  生ごみ Resources Glass/Pet bottles, Styrofoam trays(White), Used cooking oil 	15	16 Resources Yard Debris  Grass and ceramic items Hazardous waste Small applicans Dry-cell batteries 	17 eggshell small pieces of food	18 Leather products Food or smelly paper	19
20	21 Food waste  生ごみ	22	23 Individual Other Plastic  Resources Yard Debris 	24 shells fish bones tea bags	25 Bamboo etc	26
27	28 Food waste  生ごみ Resources Glass/Pet bottles, Styrofoam trays(White), Used cooking oil 	29	30 Resources Yard Debris 	31 Leftovers	 clear bottles  Colored bottles	












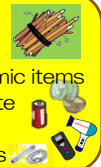

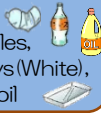


Sunday	Monday	Tuesday	Wednesday	Thursday	Friday	Saturday
					1	2
3	4 Food waste 	5 Individual  Recyclable Plastic Containers	6 Resources Yard Debris 	7 Individual  Food waste something edible eggshell small pieces of food shells fish bones tea bags Leftovers	8  Individual Combustible Diaper Leather products Food or smelly paper Bamboo etc	9 Resources Aluminum/Steel cans, Paper items, Metal items, Clothes 
10	11 Food waste  Resources Glass/Pet bottles, Styrofoam trays(White), Used cooking oil 	12	13 Resources Yard Debris 	14	15	16
17	18 Food waste 	19	20 Resources Yard Debris Grass and ceramic items Hazardous waste Small applicans Dry-cell batteries 	21	22	23
24 31	25 Food waste  Resources Glass/Pet bottles, Styrofoam trays(White), Used cooking oil 	26	27 Individual Other Plastic  Resources Yard Debris 	28	29	30











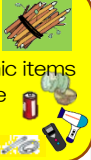




Sunday	Monday	Tuesday	Wednesday	Thursday	Friday	Saturday
	1 Food waste 	2 Individual 	3 Resources Yard Debris 	4 Individual 	5 Individual Combustible 	6 Resources Aluminum/ Steel cans, Paper items, Metal items, Clothes 
7	8 Food waste  Resources Glass/Pet bottles, Styrofoam trays(White), Used cooking oil 	9 Recyclable Plastic Containers	10 Resources Yard Debris 	11 Food waste something edible eggshell small pieces of food shells fish bones tea bags Leftovers	12 Diaper Leather products Food or smelly paper Bamboo etc	13
14	15 Food waste 	16	17 Resources Yard Debris  Grass and ceramic items Hazardous waste Small applicans Dry-cell batteries 	18	19	20
21	22 Food waste  Resources Glass/Pet bottles, Styrofoam trays(White), Used cooking oil 	23	24 Individual Other Plastic  Resources Yard Debris 	25	26	27
28	29 Food waste 	30	<b>SMALL APPLIANCES</b> Calculators, hair-dryers, clocks, watches etc. 			
				<b>OTHER RECYCLABLE PAPER</b> Copier papers, envelopes, post cards etc. ◆Be sure place them in a paper bag or bundle them using paper string. 		

Sunday	Monday	Tuesday	Wednesday	Thursday	Friday	Saturday
			1 Resources Yard Debris 	2 Individual  生ごみ	3 Individual Combustible  もえる	4 Resources Aluminum/ Steel cans, Paper items, Metal items, Clothes 
5	6 Food waste  生ごみ	7 Individual  Recyclable Plastic Containers	8 Resources Yard Debris 	9 Food waste something edible eggshell small pieces of food shells fish bones tea bags Leftovers	10 Diaper Leather products Food or smelly paper Bamboo etc	11
12	13 Food waste  生ごみ Resources Glass/Pet bottles, Styrofoam trays(White), Used cooking oil 	14	15 Resources Yard Debris  Grass and ceramic items Hazardous waste Small applicans Dry-cell batteries 	16	17	18
19	20 Food waste  生ごみ	21	22 Individual Other Plastic  Resources Yard Debris 	23	24	25
26	27 Food waste  生ごみ Resources Glass/Pet bottles, Styrofoam trays(White), Used cooking oil 	28	29 Resources Yard Debris 	30	31	

Sunday	Monday	Tuesday	Wednesday	Thursday	Friday	Saturday
						1
2	3 Food waste 	4 Individual  Recyclable Plastic Containers	5 Resources Yard Debris 	6 Individual  Food waste something edible eggshell small pieces of food shells fish bones tea bags Leftovers	7 Individual Combustible  Diaper Leather products Food or smelly paper Bamboo etc	8 Resources Aluminum/ Steel cans, Paper items, Metal items, Clothes 
9	10 Food waste  Resources Glass/Pet bottles, Styrofoam trays(White), Used cooking oil 	11	12 Resources Yard Debris 	13	14	15
16	17 Food waste 	18	19 Resources Yard Debris  Grass and ceramic items Hazardous waste  Small applicans Dry-cell batteries 	20	21	22
23	24 Food waste  Resources Glass/Pet bottles, Styrofoam trays(White), Used cooking oil 	25	26 Individual Other Plastic  Resources Yard Debris 	27	28	29
30						

Sunday	Monday	Tuesday	Wednesday	Thursday	Friday	Saturday
	1 Food waste 	2 Individual 	3 Resources Yard Debris 	4 Individual 	5 Individual Combustible 	6 
7	8 Food waste  Resources Glass/Pet bottles, Styrofoam trays(White), Used cooking oil 	9 Recyclable Plastic Containers	10 Resources Yard Debris 	11 Food waste something edible eggshell small pieces of food shells fish bones tea bags Leftovers	12 Diaper Leather products Food or smelly paper Bamboo etc	13 Resources Aluminum/ Steel cans, Paper items, Metal items, Clothes 
14	15 Food waste 	16	17 Resources Yard Debris Grass and ceramic items Hazardous waste Small applicans Dry-cell batteries 	18	19	20
21	22 Food waste  Resources Glass/Pet bottles, Styrofoam trays(White), Used cooking oil 	23	24 Individual Other Plastic  Resources Yard Debris 	25	26	27
28	29 no collection service (Town Hall closing day)	30 no collection service (Town Hall closing day)	31 no collection service (Town Hall closing day)	<b>bulky garbage</b> Yokosuka City Recycling Cooperative Association Hayama Office (360 Kikoba,Hayama-machi) Reservation are required,Phone: <b>046-878-7751</b>		
				Cashless without buying bulky wsste stickers <b>Hayama Town Official</b> <b>LINE account</b> 		

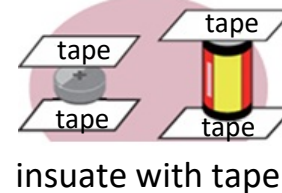
Sunday	Monday	Tuesday	Wednesday	Thursday	Friday	Saturday
	 <p>There is temporary collection only this month. Please be careful.</p>			1 no collection service (Town Hall closing day)	2 no collection service (Town Hall closing day)	3 no collection service (Town Hall closing day)
4	5 Food waste 	6 Individual  Recyclable Plastic Containers	7 Resources Yard Debris 	8 Individual  Food waste something edible eggshell small pieces of food shells fish bones tea bags Leftovers	9 Individual Combustible  Diaper Leather products Food or smelly paper Bamboo etc	10 Resources Aluminum/ Steel cans, Paper items, Metal items, Clothes 
11	12 Food waste  Resources Glass/Pet bottles, Styrofoam trays (White), Used cooking oil 	13	14 Resources Yard Debris 	15	16	17
18	19 Food waste 	20	21 Resources Yard Debris Grass and ceramic items Hazardous waste Small applicans Dry-cell batteries 	22	23	24
25	26 Food waste  Resources Glass/Pet bottles, Styrofoam trays (White), Used cooking oil 	27	28 Individual Other Plastic  Resources Yard Debris 	29	30	31

Sunday	Monday	Tuesday	Wednesday	Thursday	Friday	Saturday
1	2 Food waste 	3 Individual 	4 Resources Yard Debris 	5 Individual  生ごみ	6 Individual Combustible  もえる	7 Resources Aluminum/ Steel cans, Paper items, Metal items, Clothes 
8	9 Food waste  Resources Glass/Pet bottles, Styrofoam trays(White), Used cooking oil 	10 Recyclable Plastic Containers	11 Resources Yard Debris 	12 Food waste something edible eggshell small pieces of food shells fish bones tea bags Leftovers	13 Diaper Leather products Food or smelly paper Bamboo etc	14
15	16 Food waste 	17	18 Resources Yard Debris Grass and ceramic items Hazardous waste Small applicans Dry-cell batteries 	19	20	21
22	23 Food waste  Resources Glass/Pet bottles, Styrofoam trays(White), Used cooking oil 	24	25 Individual Other Plastic  Resources Yard Debris 	26	27	28

## dry battery

Lichium-ion batteries,Nicad batteries,NiMH batteries,and mobaile batteries can now be collected at city halls and libraries!

We can also  
electric bicycle  
batteries!















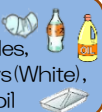



insuate with tape!



Hayama town will begin separating  
and collecting food waste in Mar 2025



How to separate and  
put out garbage and  
recyclables

Sunday	Monday	Tuesday	Wednesday	Thursday	Friday	Saturday
1	2 Food waste 	Individual  Recyclable Plastic Containers	4 Resources Yard Debris 	5 Food waste 	6 Individual Combustible 	7 Resources Aluminum/Steel cans, Paper items, Metal items, Clothes 
8	9 Food waste  Resources Glass/Pet bottles, Styrofoam trays(White), Used cooking oil 		11 Resources Yard Debris 	12 Things that are put into people's mouths (edible things) Cooking scraps Food scraps Leftovers	13 Diaper Leather products Food or smelly paper Bamboo etc	14
15	16 Food waste 		18 Resources Yard Debris Grass and ceramic items Hazardous waste Small applicans Dry-cell batteries 	19	20	21
22	23 Food waste  Resources Glass/Pet bottles, Styrofoam trays(White), Used cooking oil 		25 Individual Other Plastic  Resources Yard Debris 	26	27	28
29	30 Food waste 	31	<div>Thank you for your cooperation</div>			
						<b>Environment Dicvision, Hayama town office 046-876-1111</b>