

Household Garbage Collection Procedures at Individual Homes

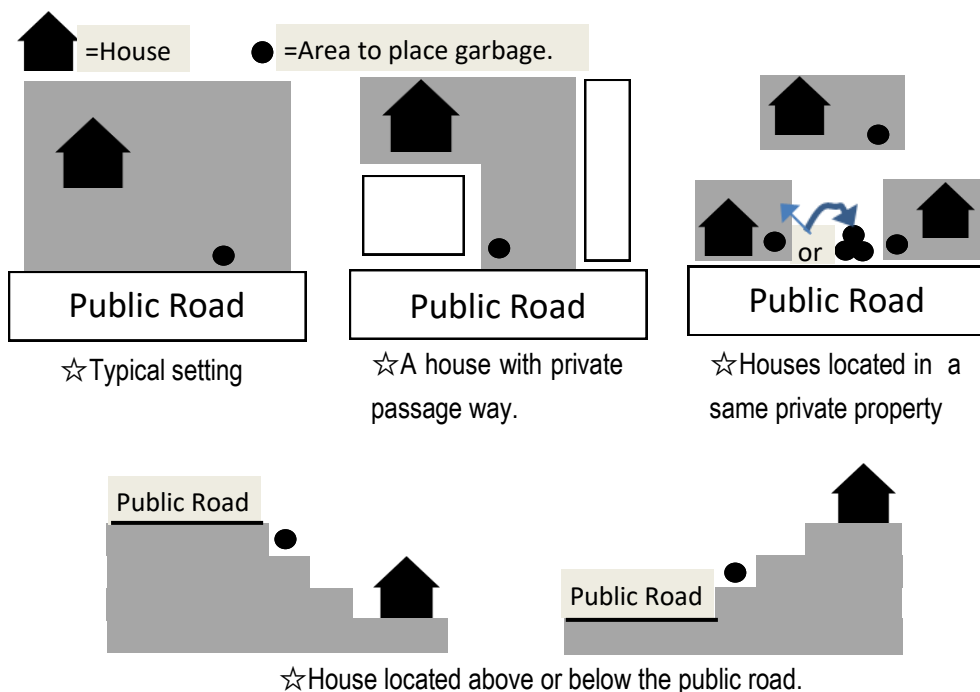
Isshiki (Tsutsujigaoka) Area

◆How to dispose of your household garbage◆

◎All household garbage must be placed in a transparent or semi-transparent trash bag, properly sorted, and securely tied.

◎Household garbage must be placed at the area of your property as described in the below diagram no later than 8:30 a.m. on the scheduled collection day.

◎When placing household garbage, always cover it with net or plastic covering in order to prevent unnecessary scattering by wild birds and animals.



◆Type of household garbage designated for collection at individual homes and its pick-up schedule◆



Every Mondays & Thursdays

COMBUSTIBLE
(ONLY NON-RECYCLABLES)

Leather items; paper scraps (tissue paper, paper towels, disposable diapers and other paper goods not suitable for recycling); kitchen scraps (must be drained completely).

◆Please help reduce waste! Home composting kit is available for purchase at Hayama Town Environmental Division.




Every Tuesdays

RECYCLABLE PLASTIC

Plastic wrappings and containers including plastic bags and Styrofoams.

◆Please be sure to rinse off grime thoroughly and must be drained free of liquids.




Every 4th Wednesdays

OTHER PLASTIC AND RUBBER

Plastic, vinyl, polyethylene, and rubber items other than recyclable containers (i.e., rubber hose, rubber gloves, toys and CDs).

◆Please do not include "recyclable plastic containers."



Household Garbage Collection Procedures at Resources Collection Sites

Isshiki (Tsutsujigaoka) Area

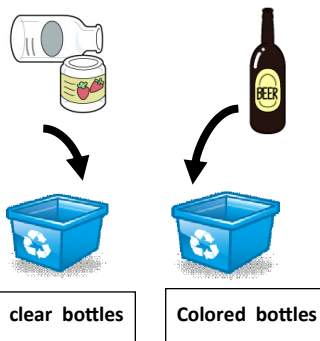
◆How to Properly Dispose Resources

◎Containers labeled with resource categories are placed at the sites. Place resources in the designated container as labeled.

◎Bring items no later than 8:30 a.m. on the scheduled collection day.

◎Please use a plastic bucket or net to prevent garbage scating by Crows,

◎Place resources directly in the containers not in bags.



◆Items collected at RESOURCES COLLECTION SITES◆

■Every 2nd & 4th Mondays ~White~

1. GLASS BOTTLES

Remove caps and rinse lightly

◆Place properly in the container as labeled "clear", "brown", and "other colored"

2. USED COOKING OIL

Pour oil into a plastic bottle and place caps securely.

4. PET BOTTLES

Rinse and crush before disposing. Caps and labels must be disposed as "recyclable plastic containers".

◆Colored ones must be disposed as "recyclable plastic containers".

3. STYROFOAM TRAYS (WHITE)

◆Colored ones must be disposed as "recyclable plastic containers".



■Every 3rd Wednesdays ~Orange~

1. GLASS AND CERAMIC ITEMS

Glass, ceramic wares,

◆Be sure to wrap with paper or cloth if pieces are broken and have sharp edges

3. DRY-CELL BATTERIES

◆Also separately collected at Town Hall and ILbrary.



2. HAZARDOUS WASTE

Spay cans, cassette cylinders, disposable lighters, light bulbs, fluorescent lamps and thermometers with mercury



4. SMALL APPLIANCES

Calculators, hair-dryers, clocks, watches etc.

Refer to Garbage and Recycling Guide, pp14, "34 town's designated recyclable items."

■Every Saturdays ~Blue~

1. ALUMINUM CANS

Rinse and crush before disposing.



2. STEEL CANS

Rinse and crush before disposing.



3. OTHER METALS

Objects containing metal such as aluminum foil, umbrella rib.

◆Disassemble and separate other non-metal materials as much as possible.



4. METAL COOKWARES



Kitchen knives, kettles, pans
◆Be sure to wrap with paper or clothes when disposing kitchen knives.

5. PAPER CARTONS

Rinse, cut open, dry, and tie..

◆Foil-lined cartons are classified as "combustible".



Please do not put #6~#10 items out on rainy days.

6. NEWSPAPERS

Bundle with string in a criss-cross.



7. BOOKS AND MAGAZINES

Including notebooks and comics. Bundle with string in a criss-cross.



8. CORRUGATED CARDBOARD

Bundle with string.



9. OTHER RECYCLABLE PAPER

Copier papers, envelopes, post cards etc...

◆Be sure to use paper bags to place them or bundle them using string.



10. CLOTHES

Fabric materials only (Leather materials are classified as combustibles).

◆Be sure to place them in transparent or semi-transparent bags.



■Every Wednesdays




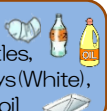










1. YARD DEBRIS









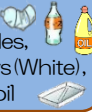












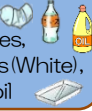



Must be properly prepared for collection. Branches must be trimmed to 10cm in diameter and 50cm long and bundled with string. Leaves, grass clippings, etc. must be placed in plastic bags (no box or hemp bag is allowed). Do not mix with other garbage.

















Environment Division,
Hayama Town Office
046-876-1111















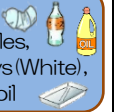





Sunday	Monday	Tuesday	Wednesday	Thursday	Friday	Saturday
	1 Individual Combustible 	2	3 Resources Yard Debris 	4	5	6
7	8 Individual Combustible  Resources Glass/Pet bottles, Styrofoam trays(White), Used cooking oil 	9	10 Resources Yard Debris 	11 Individual Combustible 	12	13 Resources Aluminum/Steel cans, Paper items, Metal items, Clothes
14	15 Individual Combustible 	16 Individual Recyclable Plastic Containers 	17 Resources Yard Debris, Grass and ceramic items, Hazardous waste, Small applicans, Dry-cell batteries 	18	19	20 Resources Aluminum/Steel cans, Paper items, Metal items, Clothes 
21	22 Individual Combustible  Resources Glass/Pet bottles, Styrofoam trays(White), Used cooking oil 	23	24 Individual Other Plastic  Resources Yard Debris 	25	26	27
28	29	30	Only plants can be brought into the Clean Center (reservation required)			




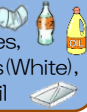








Sunday	Monday	Tuesday	Wednesday	Thursday	Friday	Saturday
			1 Resources Yard Debris 	2 Individual Combustible	3	4 Resources Aluminum/ Steel cans, Paper items, Metal items, Clothes 
5	6 Individual Combustible 	7 Individual Recyclable Plastic Containers 	8 Resources Yard Debris 	9 Individual Combustible 	10	11 Resources Aluminum/ Steel cans, Paper items, Metal items, Clothes 
12	13 Individual Combustible  Resources Glass/Pet bottles, Styrofoam trays (White), Used cooking oil 	14 Individual Recyclable Plastic Containers 	15 Resources Yard Debris  Grass and ceramic items Hazardous waste Small applicans Dry-cell batteries 	16 Individual Combustible 	17	18 Resources Aluminum/ Steel cans, Paper items, Metal items, Clothes 
19	20 Individual Combustible 	21 Individual Recyclable Plastic Containers 	22 Individual Other Plastic  Resources Yard Debris 	23 Individual Combustible 	24	25 Resources Aluminum/ Steel cans, Paper items, Metal items, Clothes 
26	27 Individual Combustible  Resources Glass/Pet bottles, Styrofoam trays (White), Used cooking oil 	28 Individual Recyclable Plastic Containers 	29 Resources Yard Debris 	30 Individual Combustible 	31	







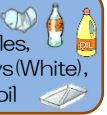





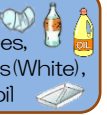



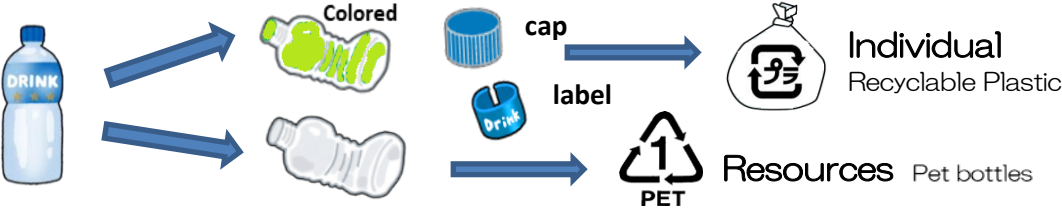
Sunday	Monday	Tuesday	Wednesday	Thursday	Friday	Saturday
						1
2	3 Individual Combustible 	4	5 Resources Yard Debris 	6	7	8
9	10 Individual Combustible  Resources Glass/Pet bottles, Styrofoam trays(White), Used cooking oil 	11 Individual Recyclable Plastic Containers 	12 Resources Yard Debris 	13 Individual Combustible 	14	15
16	17 Individual Combustible 	18	19 Resources Yard Debris  Grass and ceramic items Hazardous waste Small applicans Dry-cell batteries 	20	21	22
23 30	24 Individual Combustible  Resources Glass/Pet bottles, Styrofoam trays(White), Used cooking oil 	25	26 Individual Other Plastic  Resources Yard Debris 	27	28	29





Resources
Aluminum/
Steel cans,
Paper items,
Metal items,
Clothes



































Sunday	Monday	Tuesday	Wednesday	Thursday	Friday	Saturday
	1 Individual Combustible 	2 Individual Recyclable Plastic Containers 	3 Resources Yard Debris 	4 Individual Combustible 	5	6 Resources Aluminum/Steel cans, Paper items, Metal items, Clothes 
7	8 Individual Combustible  Resources Glass/Pet bottles, Styrofoam trays (White), Used cooking oil 	9	10 Resources Yard Debris 	11	12	13
14	15 Individual Combustible 	16	17 Resources Yard Debris  Grass and ceramic items Hazardous waste Small appliances Dry-cell batteries 	18	19	20
21	22 Individual Combustible  Resources Glass/Pet bottles, Styrofoam trays (White), Used cooking oil 	23	24 Individual Other Plastic  Resources Yard Debris 	25	26	27
28	29 Individual Combustible 	30	31 Resources Yard Debris 	HAZARDOUS WASTE Spray cans, cassette cylinders, disposable lighters, light bulbs, fluorescent lamps and thermometers with mercury 		

















Sunday	Monday	Tuesday	Wednesday	Thursday	Friday	Saturday
				1	2	3
4	5 Individual Combustible 	6	7 Resources Yard Debris 	8	9	10
11	12 Individual Combustible  Resources Glass/Pet bottles, Styrofoam trays(White), Used cooking oil 	13	14 Resources Yard Debris 	15	16	17
18	19 Individual Combustible 	20	21 Resources Yard Debris  Grass and ceramic items Hazardous waste Small applicans Dry-cell batteries 	22	23	24
25	26 Individual Combustible  Resources Glass/Pet bottles, Styrofoam trays(White), Used cooking oil 	27	28 Individual Other Plastic  Resources Yard Debris 	29	30	31




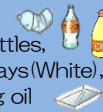








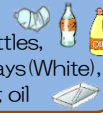


Sunday	Monday	Tuesday	Wednesday	Thursday	Friday	Saturday
1	2 Individual Combustible 	3 Individual Recyclable Plastic Containers 	4 Resources Yard Debris 	5 Individual Combustible 	6	7 Resources Aluminum/Steel cans, Paper items, Metal items, Clothes 
8	9 Individual Combustible  Resources Glass/Pet bottles, Styrofoam trays(White), Used cooking oil 	10	11 Resources Yard Debris 	12	13	14
15	16 Individual Combustible 	17	18 Resources Yard Debris  Grass and ceramic items Hazardous waste Small applicans Dry-cell batteries 	19	20	21
22	23 Individual Combustible  Resources Glass/Pet bottles, Styrofoam trays(White), Used cooking oil 	24	25 Individual Other Plastic  Resources Yard Debris 	26	27	28
29	30 Individual Combustible 	PET BOTTLES Rinse and crush before disposing. Caps and labels must be disposed as “recyclable plastic containers”. ◆ Colored ones must be disposed as “recyclable plastic containers” . 				

Sunday	Monday	Tuesday	Wednesday	Thursday	Friday	Saturday
		1	2	3	4	5
6	7	8	9	10	11	12
13	14	15	16	17	18	19
20	21	22	23	24	25	26
27	28	29	30	31	<div> <div>  <p>clear bottles</p> </div> <div>  </div> <div>  <p>Colored bottles</p> </div> <div>  </div> </div>	

Sunday	Monday	Tuesday	Wednesday	Thursday	Friday	Saturday
					1	2
3	4 Individual Combustible 	5 Individual Recyclable Plastic Containers 	6 Resources Yard Debris 	7 Individual Combustible 	8	9 Resources Aluminum/ Steel cans, Paper items, Metal items, Clothes 
10	11 Individual Combustible  Resources Glass/Pet bottles, Styrofoam trays(White), Used cooking oil 	12	13 Resources Yard Debris 	14	15	16
17	18 Individual Combustible 	19	20 Resources Yard Debris  Grass and ceramic items Hazardous waste  Small applicans Dry-cell batteries 	21	22	23
24	25 Individual Combustible  Resources Glass/Pet bottles, Styrofoam trays(White), Used cooking oil 	26	27 Individual Other Plastic  Resources Yard Debris 	28	29	30

Sunday	Monday	Tuesday	Wednesday	Thursday	Friday	Saturday
1	2 Individual Combustible 	3 Individual Recyclable Plastic Containers 	4 Resources Yard Debris 	5 Individual Combustible 	6	7 Resources Aluminum/Steel cans, Paper items, Metal items, Clothes 
8	9 Individual Combustible  Resources Glass/Pet bottles, Styrofoam trays(White), Used cooking oil 	10	11 Resources Yard Debris 	12	13	14
15	16 Individual Combustible 	17	18 Resources Yard Debris, Grass and ceramic items, Hazardous waste, Small applicans, Dry-cell batteries 	19	20	21
22	23 Individual Combustible  Resources Glass/Pet bottles, Styrofoam trays(White), Used cooking oil 	24	25 Individual Other Plastic  Resources Yard Debris 	26	27	28
29	30 no collection service (Town Hall closing day)	31 no collection service (Town Hall closing day)	SMALL APPLIANCES Calculators, hair-dryers, clocks, watches etc. 		OTHER RECYCLABLE PAPER Copier papers, envelopes, post cards etc. ◆Be sure place them in a paper bag or bundle them using paper string. 	

Sunday	Monday	Tuesday	Wednesday	Thursday	Friday	Saturday
<div>  <p>There is temporary collection only this month. Please be careful.</p> </div>			1 no collection service (Town Hall closing day)	2 no collection service (Town Hall closing day)	3 no collection service (Town Hall closing day)	4
5	6 Individual Combustible 	7	8 Resources Yard Debris 	9	10	11 Resources Aluminum/ Steel cans, Paper items, Metal items, Clothes
12	13 Individual Combustible  【Temporary collection】 Resources  Glass/Pet bottles, Styrofoam trays(White), Used cooking oil	14 Individual Recyclable Plastic Containers 	15 Resources Yard Debris 	16 Individual Combustible 	17	18 
19	20 Individual Combustible 	21	22 【Temporary collection】 Resources Yard Debris  Grass and ceramic items Hazardous waste Small applicans Dry-cell batteries 	23	24	25
26	27 Individual Combustible  【Temporary collection】 Resources  Glass/Pet bottles, Styrofoam trays(White), Used cooking oil	28	29 【Temporary collection】 Individual Other Plastic and Rubber  Resources Yard Debris 	30	31	

Sunday	Monday	Tuesday	Wednesday	Thursday	Friday	Saturday
	Thank you for your cooperation					1
2	3 Individual Combustible 	4	5 Resources Yard Debris 	6	7	8 Resources Aluminum/ Steel cans, Paper items, Metal items, Clothes
9	10 Individual Combustible  Resources Glass/Pet bottles, Styrofoam trays(White), Used cooking oil 	11 Individual Recyclable Plastic Containers 	12 Resources Yard Debris 	13 Individual Combustible 	14	15 
16	17 Individual Combustible 	18	19 Resources Yard Debris  Grass and ceramic items Hazardous waste Small applicans Dry-cell batteries 	20	21	22
23	24 Individual Combustible  Resources Glass/Pet bottles, Styrofoam trays(White), Used cooking oil 	25	26 Individual Other Plastic  Resources Yard Debris 	27	28	

Sunday	Monday	Tuesday	Wednesday	Thursday	Friday	Saturday
						1
2	3	<div>Garbage collection schedule of March 2025 hasn't been fixed as of the end of January 2024. We'll inform you soon when it's fixed.</div>				
9	10					
16	17					
23	24					
30	31					